

Key Statistics

Witney Central
Witney East
Witney North
Witney West

03/01/2023 29/12/2023



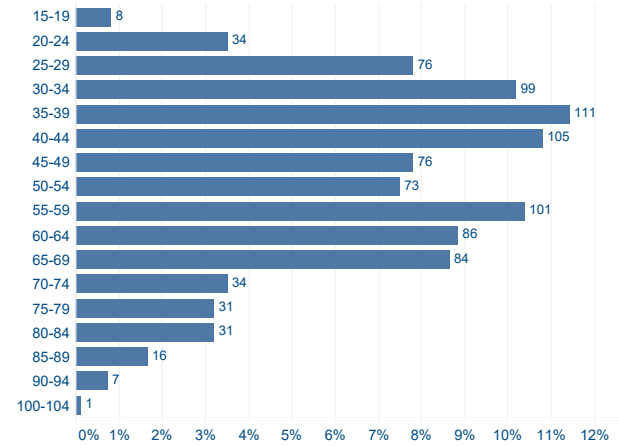
Summary

Clients	1,011
Quick client contacts	
Issues	4,436
Activities	6,514
Cases	1,283
Outcomes	
Income gain	£622,242
Re-imbursements, services, loans	£32,457
Debts written off	£77,003
Repayments rescheduled	£6,749
Other	£58,507

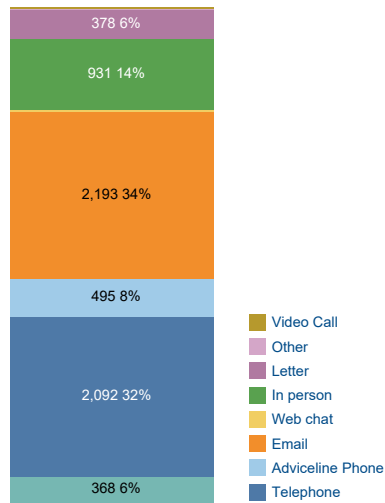
Issues

	Issues	Clients
Benefits & tax credits	1,080	379
Benefits Universal Credit	691	218
Charitable Support & Food Ban..	542	238
Consumer goods & services	56	40
Debt	605	180
Education	20	12
Employment	183	94
Financial services & capability	250	125
GVA & Hate Crime	17	13
Health & community care	77	42
Housing	362	162
Immigration & asylum	58	27
Legal	84	56
Other	24	21
Relationships & family	172	97
Tax	27	22
Travel & transport	51	39
Utilities & communications	137	59
Grand Total	4,436	

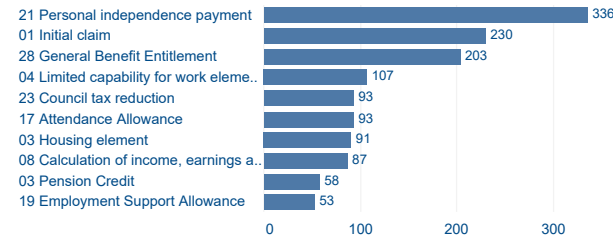
Age



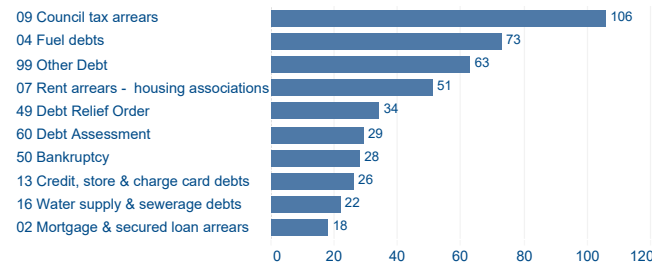
Channel



Top benefit issues



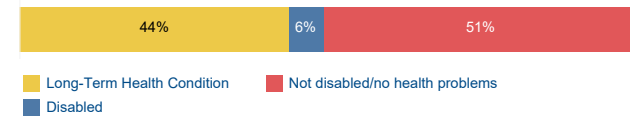
Top debt issues



Gender



Disability / Long-term health



Ethnicity

